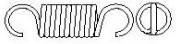
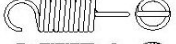



CONTACT INFORMATION	
Company Name	
Address	
City, State, Zip	
Contact Name	
Phone	
Fax	
email	

Part #				
Qty(s) Required				

Material and Basic Dimensions

Material Type		Mtl. Spec.	
Wire Dia	(in.)	(+/-)	(in.)
Outside Dia	(in.)	(+/-)	(in.)
Mean Dia	(in.)	(+/-)	(in.)
Inside Dia	(in.)	(+/-)	(in.)
Length (inside hooks)	(in.)	(+/-)	(in.)
Body Length	(in.)	(+/-)	(in.)
Hook Configuration		Orientation Examples	
Hook Type		0 deg	
Orientation	(deg)	90 deg	
Gap	(in.)	180 deg	

Load - Rate - Deflection

Initial Tension	(lbs.)	(+/-)	(lbs.)
Rate	(lbf/in)	(+/-)	(lbf/in)
Length at Load 1	(in.)	Load 1	(lbs)
Deflection at Load 1	(in.)		
Length at Load 2	(in.)	Load 1	(lbs)
Deflection at Load 1	(in.)		

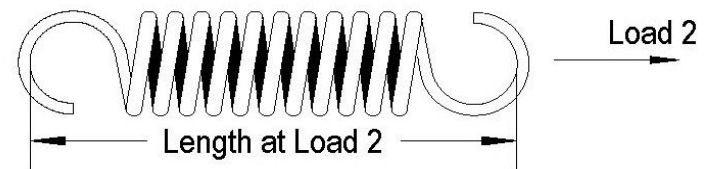
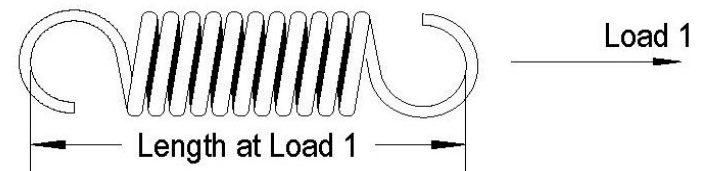
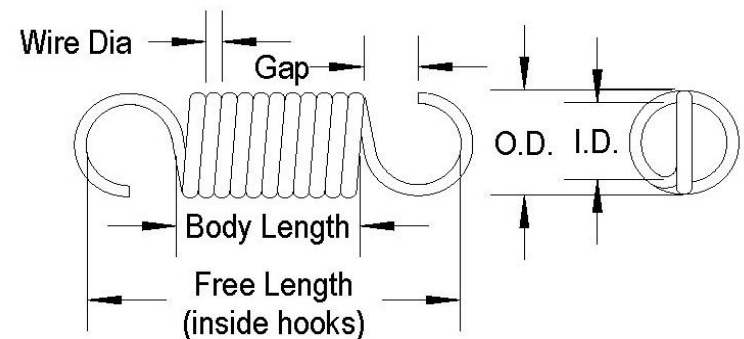
Spring Engineers of Houston, Ltd.

9740 Tanner Rd. - Houston, TX - 77041

Ph: 713-690-9488 Fax: 713-690-1199 email: sales@springhouston.com

Extension Spring Design

Special Requirements: Temperature or Chemical exposure? Special finish?



Hook Types

